

MONTHLY MEMBERSHIP PROGRESS REPORT

District 4 C4

Results as of: 11/30/2023

GMT:

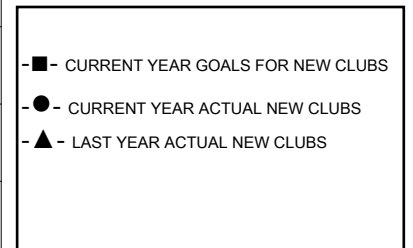
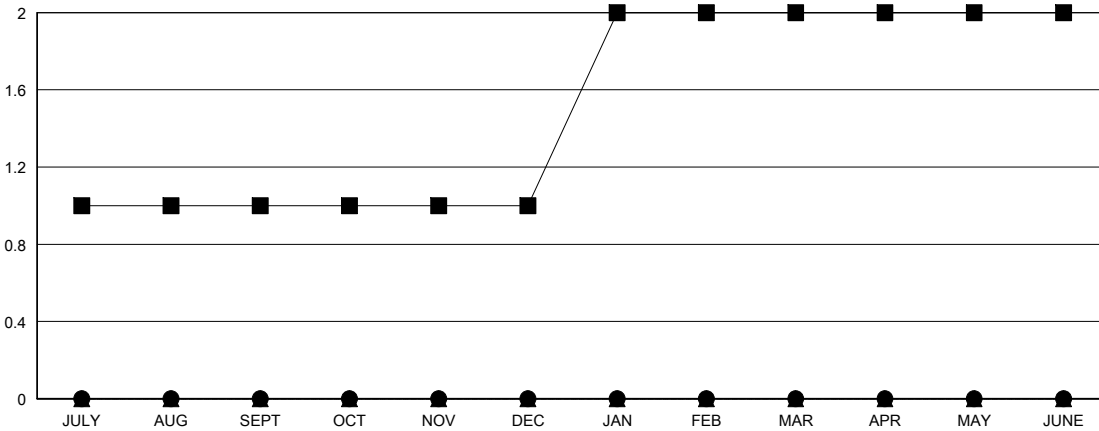
LOCATION CALIFORNIA

GMT CA

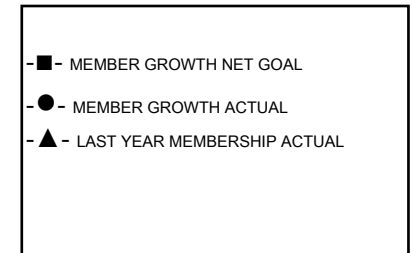
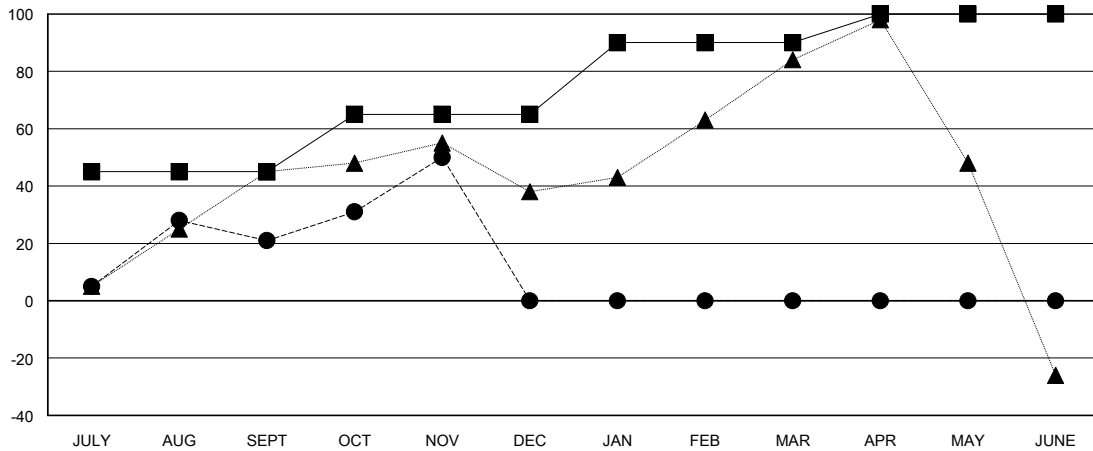
Clubs			
RESULTS FOR 2023-2024			
QUARTER	NEW CLUB GOAL	NEW CLUBS	DROPPED CLUBS
JULY/AUG/SEPT	1	0	0
OCT/NOV/DEC	0	0	0
JAN/FEB/MAR	1	0	0
APR/MAY/JUNE	0	0	0

Members			
RESULTS FOR 2023-2024			
QUARTER	MEMBER GROWTH NET GOAL	MEMBER GROWTH ACTUAL	DROPPED MEMBERS ACTUAL (including transfers)
JULY/AUG/SEPT	45	128	99
OCT/NOV/DEC	20	49	18
JAN/FEB/MAR	25	0	0
APR/MAY/JUNE	10	0	0

GOALS AND ACTUAL NEW CLUBS CUMULATIVE



GOALS AND ACTUAL MEMBERS CUMULATIVE



DROPPED CLUBS: 0	33 CLUBS OF 59 ADDED 1 OR MORE NEW MEMBERS	GENDER DISTRIBUTION
		MALE 949 (49.17%)
		FEMALE 980 (50.78%)
DROPPED MEMBERS	CLICK HERE FOR CUMULATIVE MEMBERSHIP DATA	TOTAL FAMILY UNIT MEMBERS 292
DECEASED 7		FAMILY MEMBERS PAYING HALF DUES 158
CLUB CANCELLED 0		
OTHER 110		
TOTAL 117		